



FOLEY AVENUE TYPICAL SECTION/SECTION TYPE DE L'AVENUE FOLEY



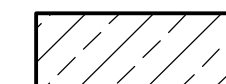


VALLEY DRIVE STORM SEWER  
REHABILITATION PHASE 1

PHASE 1 DE LA RÉFECTION DE L'ÉGOUT  
PLUVIAL DE LA PROMENADE VALLEY

LEGEND/LÉGENDE:

-  100mm TOPSOIL AND SOD  
100 mm DE TERRE VÉGÉTALE ET DE GAZON
-  MONOLITHIC CONCRETE SIDEWALK  
TROTTOIR MONOLITHIQUE EN BÉTON

-  ASPHALT ROADWAY  
ROUTE EN ASPHALTE
-  GRANULAR A  
MATÉRIAUX GRANULAIRES A
-  GRANULAR B  
MATÉRIAUX GRANULAIRES B