



FOLEY AVENUE TYPICAL SECTION/SECTION TYPE DE L'AVENUE FOLEY



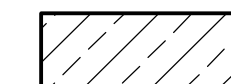


VALLEY DRIVE STORM SEWER
REHABILITATION PHASE 1

PHASE 1 DE LA RÉFECTION DE L'ÉGOUT
PLUVIAL DE LA PROMENADE VALLEY

LEGEND/LÉGENDE:

-  100mm TOPSOIL AND SOD
100 mm DE TERRE VÉGÉTALE ET DE GAZON
-  MONOLITHIC CONCRETE SIDEWALK
TROTTOIR MONOLITHIQUE EN BÉTON

-  ASPHALT ROADWAY
ROUTE EN ASPHALTE
-  GRANULAR A
MATÉRIAUX GRANULAIRES A
-  GRANULAR B
MATÉRIAUX GRANULAIRES B