



Residential Dwelling Approval Pipeline

YTD 2024: January - September

The following includes both housing approvals and dwellings in the construction process and excludes double-counting of units approved through multiple application types at the same location



Land Use Permissions

Dwellings granted land use permissions through Official Plan or Zoning By-law Amendments

9,008 dwellings
10 affordable dwellings



Approvals

Dwellings approved through Plan of Subdivision, Plan of Condominium, Site Plan Control, Minor Variance, and Severance Applications

9,708 dwellings
132 affordable dwellings



Building Permits

Net dwellings* issued building permits. Includes approved and as-of-right dwellings

8,461 dwellings
469 affordable dwellings

Source: City of Ottawa, Development Applications and Building Permits
*Net dwellings = dwellings issued building permits minus dwellings issued demolition permits



Starts

Dwellings where construction work has begun

5,030 dwellings
823 affordable dwellings



Completions

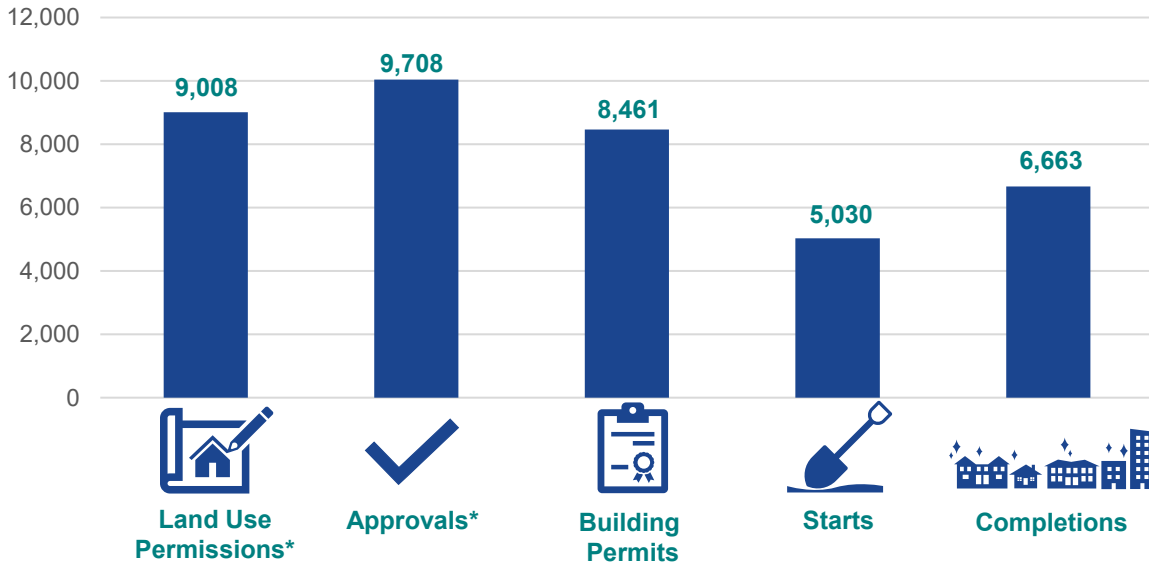
Dwellings where all proposed construction work is now complete

6,663 dwellings
281 affordable dwellings

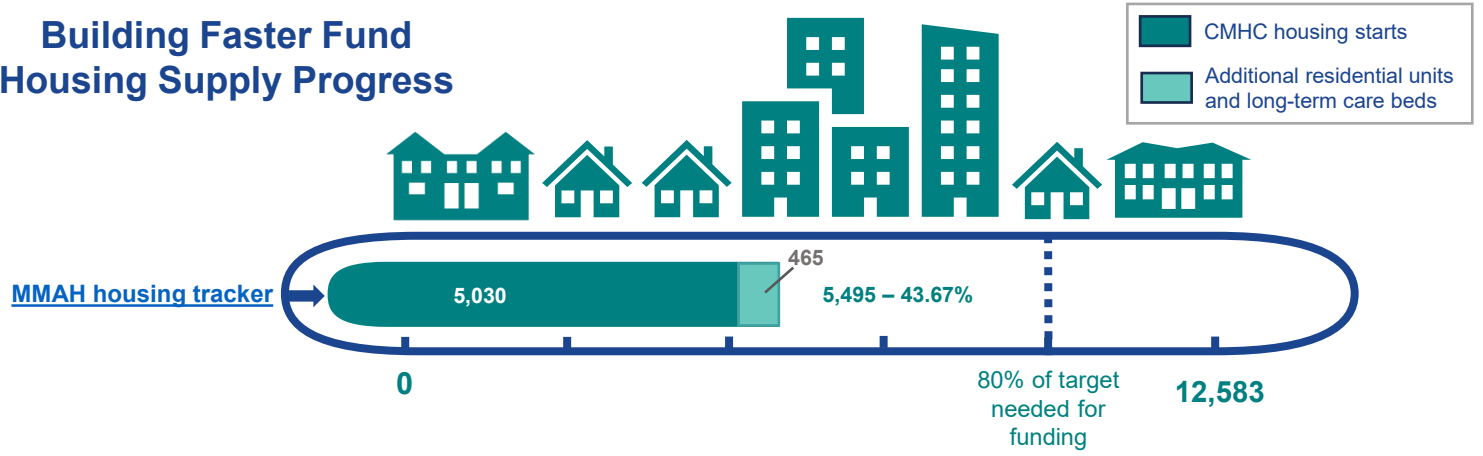
Source: Canada Mortgage and Housing Corporation (CMHC) Housing Market Information Portal for the city of Ottawa geography
Not-for-profit dwellings: Housing owned and/or operated by a not-for-profit or charitable housing organization that has received funding through the City of Ottawa from municipal, provincial, and/or federal funding programs.

Dwelling Type	Land Use Permissions*	Approvals*	Building Permits	Starts	Completions
Single	298	340	682	740	980
Semi	4	98	130	66	65
Row	713	1,121	1,458	1,240	1,520
Apt	7,993	8,149	6,191	2,984	4,098
Total	9,008	9,708	8,461	5,030	6,663

*Excludes double-counting of units approved through multiple application types at the same location




Building Faster Fund Housing Supply Progress



Measured in CMHC housing starts¹ + additional residential units² + long term care beds

¹ Source: CMHC Housing Market Information Portal for the city of Ottawa geography; ² Source: CMHC Residential Conversions and Demolitions Statistics
Definitions: [ottawa.ca](#)

Housing Accelerator Fund Progress towards Building Permits Target

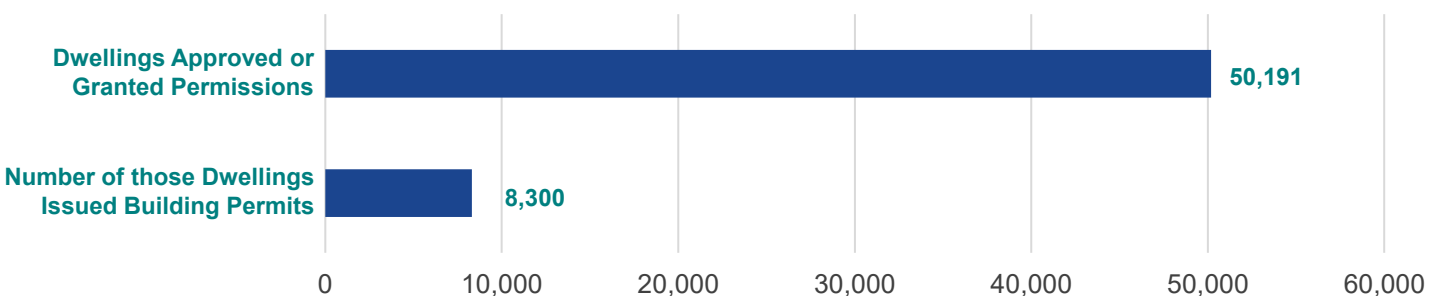


Measured in net new dwelling units issued building permits

Source: City of Ottawa Building Permits
Definitions: [ottawa.ca](#)

Development Applications issued Building Permits Cumulative Count: Q1 2023 to Q3 2024

Estimate of dwellings in the pipeline that were granted permissions or approved and whether building permits have been issued following approval (tracked since January 2023 to September 2024):



Of the approved and permitted 50,191 dwellings since Q1 2023, only 8,300 units or **16.5** per cent have been issued building permits as of Q3 2024.