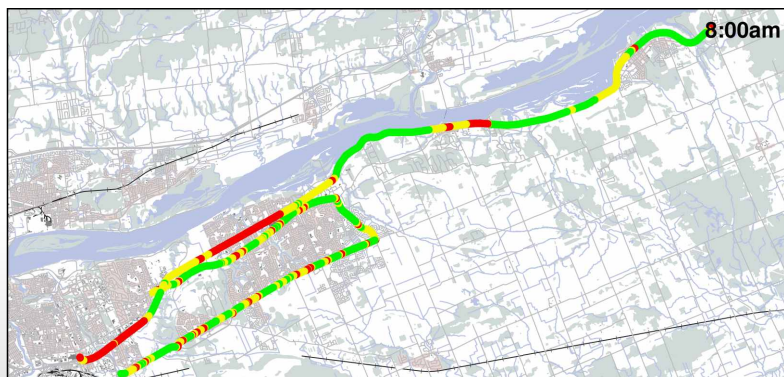
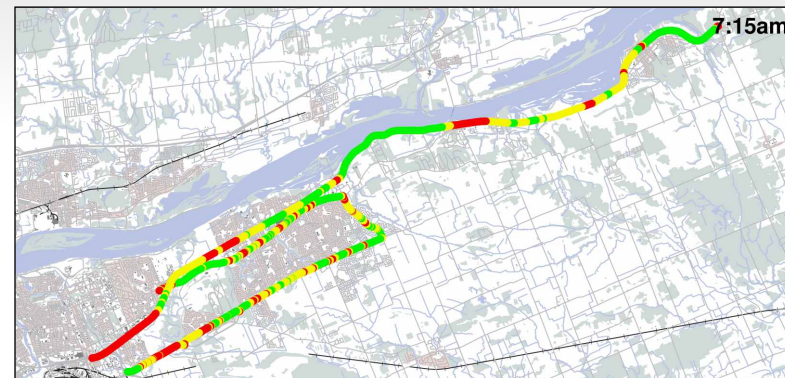
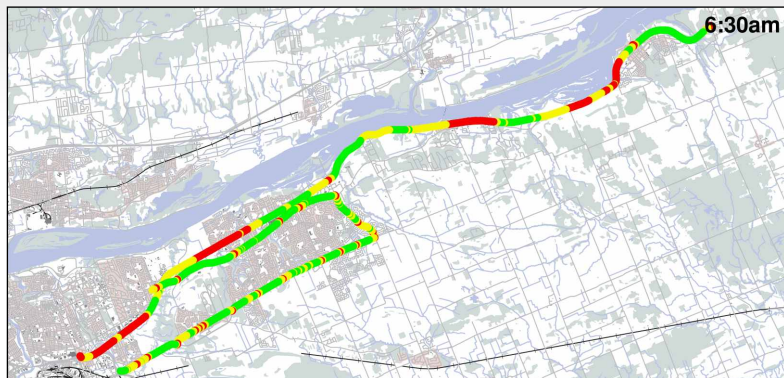




Transportation Environment AM Westbound Speeds

Milieu transport - Vitesse le matin en direction ouest



- Local Roads / Route locales
- - - Ferry / Traversier
- + Railway / Voie ferrée
- Buildings / Bâtiments
- Built-up Areas / Zones bâties
- Vegetation / Végétation

Speed Classification / Classification de la vitesse			
Speed / Vitesse	Posted / Affichée 100 km/h	Posted / Affichée 80-90 km/h	Posted / Affichée 60-70 km/h
Slow / Basse ●	<= 60	<= 50	<= 40
Moderate / Modérée ●	60 - 100	50 - 80	40 - 60
Fast / Rapide ●	> 100	> 80	> 60