



1400

individuals and families surveyed

200+

surveyors from shelters, health, corrections and social services sector

118

enumeration sites

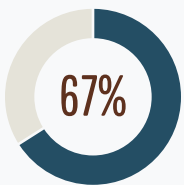
59

community partners

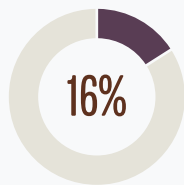
27

street outreach routes

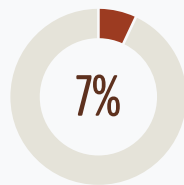
Locations where people experience homelessness



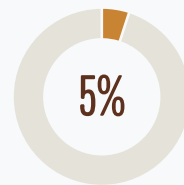
Emergency shelters



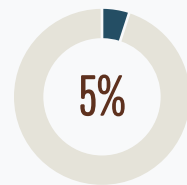
Transitional housing



Couch surfing



Street

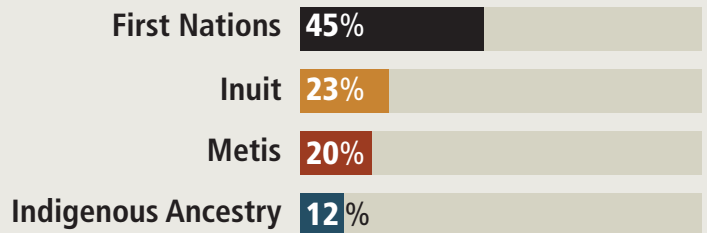


Treatment centers, jail or hospital – no fixed address

Indigenous peoples experiencing homelessness

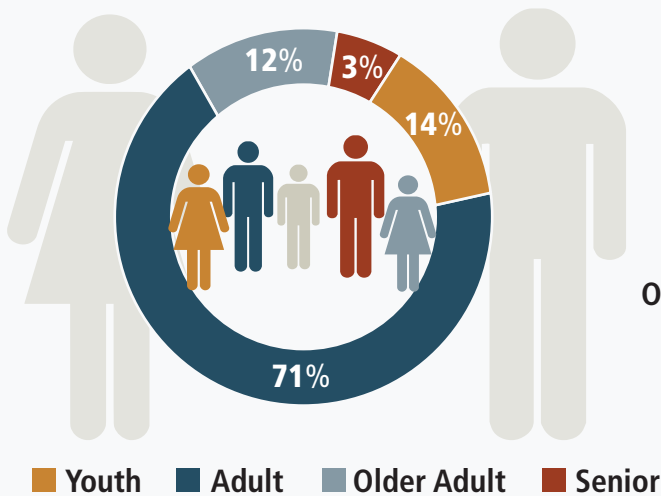


According to census data Indigenous people account for **2.5%** of Ottawa's population yet **24%** of people experiencing homelessness identified as Indigenous

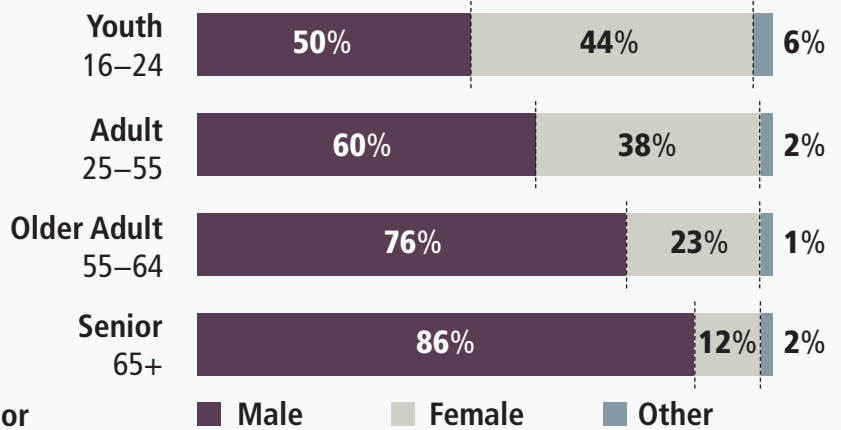


Of the **335** Indigenous respondents, **47%** had been in foster care

Age of people experiencing homelessness



Gender breakdown by age



Top reasons for most recent housing loss



- Addiction issues
- Unable to pay rent or mortgage
- Incarceration
- Unsafe housing conditions
- Other circumstances

Foster care and/or Group home history



of respondents identified as having been in foster care or a group home

Veterans

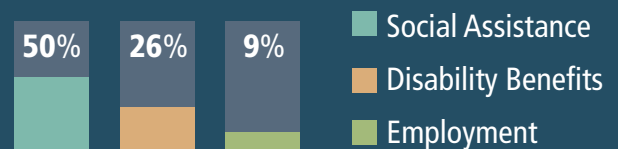


5% of respondents identified as being a former military or RCMP member. Of these, **35%** identified as Indigenous

9% of respondents indicated they live with these four **health conditions**

1. Chronic/acute condition
2. Physical disability
3. Addiction
4. Mental health issues

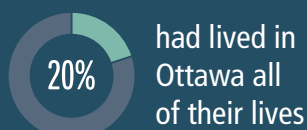
Top three sources of income



24% of respondents identified as being a **newcomer to Canada**



Time in Ottawa



24% of parents/guardians with children experienced homelessness as a youth



Sexual orientation

21% of youth identified as lesbian, gay, bisexual, two-spirited or queer compared to an estimated 10% in the general population